




BETA+ Part 3 Float Valve

World's most adjustable float valve

Unique ability to move arm to either left or right from standard position



Float arm
adjusts from
6" to 10"



- ✓ Fits virtually all float operated cisterns
- 💡 Patented multi-directional adjustment
- 🔧 Easy installation

Masefield-Beta Ltd

www.masefield-beta.co.uk
sales@masefield-beta.co.uk
0121 557 3433

*Part of the
Thomas Dudley Group
Manufacturing in the UK
since 1920*

epson

CISTERN
PRODUCTS




BETA+ Part 3 Float Valve

World's most adjustable float valve


Largest range of adjustment of any valve available and is simple to install

Valve can be used in most cisterns and set that it does not interfere with other cistern components

Designed and manufactured in the UK to BS1212



Swivel adjustment allows the float to be fixed through 180 degrees



Masefield-Beta Ltd

www.masefield-beta.co.uk
sales@masefield-beta.co.uk
0121 557 3433

*Part of the
Thomas Dudley Group
Manufacturing in the UK
since 1920*

Description	Code	Barcode	Packaging	Box Qty
Beta+ Side Inlet BS1212 Part 3 Float Valve	DBL701	5033696477141	Bag	25
Beta+ Bottom Inlet BS1212 Part 3 Float Valve	DBL751	5033696477158	Bag	25